

User guidance

- 1 Sign up
- 2 Add account information
- 3 Trial lesson
- 4 Select membership
- 5 Zoom lesson
- 6 Change or cancel reservations
- 7 Need help?

1. Sign Up

You can sign up with your email.

Student Registration

[Home](#) / [Student Login](#) / Student Registration

Account Information

* Email

* Username

* Password

By signing up, I agree to the [Terms & Conditions](#)

Register

After registration, please add your account information by clicking [here](#)

Student Registration

[Home](#) / [Student Login](#) / Student Registration



Account successfully created!



Click [here](#) to proceed.

2. Add your account information

Before using your account, please add information for your account at (<https://www.flatja.com/students/editAccount>). Your name and the country/area is necessary and we highly recommend adding your skype information.

*(Teacher will contact you by your skype account before the lesson)

Edit Account


[Home](#) / [Dashboard](#) / [My Account](#) / [Edit Account](#)

Personal Information

First Name: *

Last Name: *

Gender: *

Birth Date:  Format: yyyy-mm-dd

Contact Information

Phone:

Skype:

After adding information, please click `Update&Close` to save your data and continue booking trail class.

.....

Other

Notifications:

Update & Close Update Reset Cancel

3. Book a lesson

After adding account information, you can get back the dashboard. *A trial lesson will be added to your account. You can book a lesson by click the 'Book a lesson' button in dashboard or by visiting <https://www.flatja.com/appointments/searchAppointments>

Online Japanese conversation lessons from \$3

FlatJa
Learn Japanese conversation online

English

Limited Free lesson

Campaign in progress!

HOME APPOINTMENT PLANS **BOOK LESSONS** OUR TEACHERS NEWS CONTACT US

Search Appointments

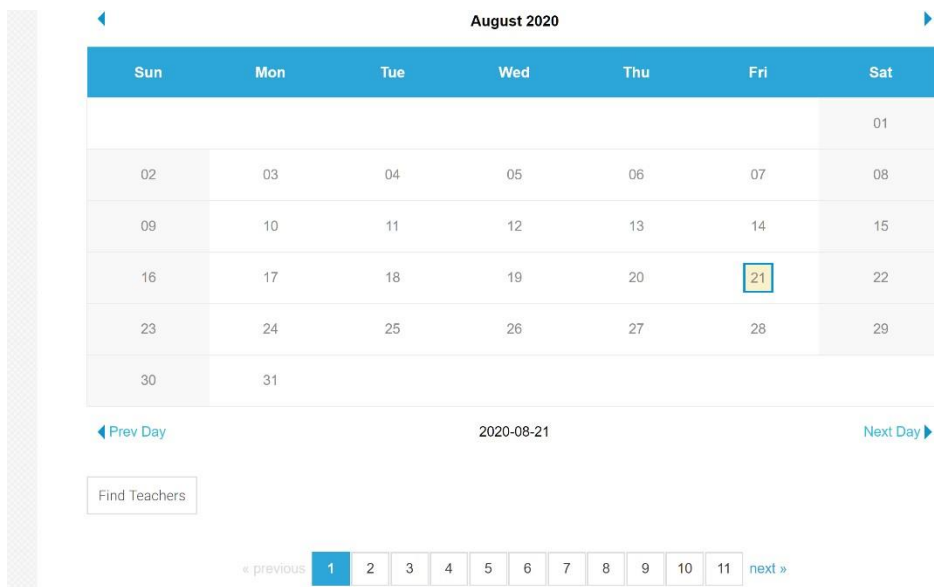
Home / Search Appointments

Teacher Name:

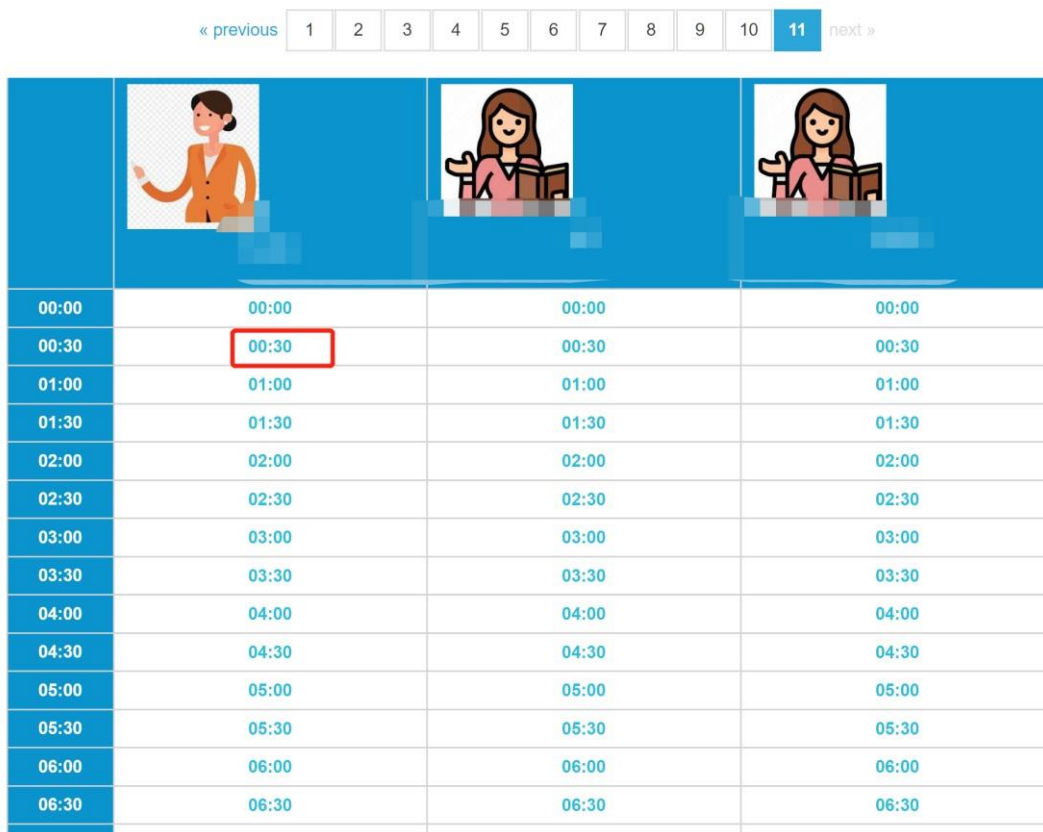
Specialty: Gender:

Start Time: End Time:

On the booking page you can search teacher by teacher's gender and whether they can speak English.



Also, by clicking the dates on the calendar, you can see the teachers available.



After finding your teacher you can click the blue time block to make an appointment with the teacher.

1. Appointment Details 2. Verify Appointment 3. Completed!

Items marked with an asterisk (*) are required

Lesson Contents: *
-- select --

Specify a comment for your lesson

Book Now

You can select lesson contents and write down what you want to learn at the block below. In FlatJa we offer various type of Japanese lesson, so just write down what you want to learn and our teacher will arrange for you.

1. Appointment Details 2. Verify Appointment 3. Completed!

Lesson Contents

Comment for your lesson

Back Make an Appointment

Finally after confirming your lesson appointment please click the “Make an Appointment” button to finish your appointment.

Your teacher will contact you by skype before the lesson start.

Enjoy your lesson!

4. Select memberships

At www.flatja.com we offer 3 kinds of memberships .You can order your memberships at the page of "Appointment Plans"

<https://www.flatja.com/memberships/studentsAppointmentPlans>

Appointment Plans

[Home](#) / [Dashboard](#) / Appointment Plans

The screenshot displays a webpage titled "Appointment Plans" with a breadcrumb trail: Home / Dashboard / Appointment Plans. Below the header, there are four membership plan cards arranged in two rows. The first row contains three cards: "1 Lesson" (Free, Valid period: 7 Days, Time Slots: 1), "10 Lessons" (\$35, Valid period: 1 Month, Time Slots: 10), and "30 Lessons" (\$101, Valid period: 2 Months, Time Slots: 30). Each of these three cards has a "Buy It!" button at the bottom. The second row contains one card: "100 Lessons".

Lessons	Price	Valid period	Time Slots	Buy It!
1 Lesson	Free	7 Days	1	Yes
10 Lessons	\$35	1 Month	10	Yes
30 Lessons	\$101	2 Months	30	Yes
100 Lessons				No

You can select your memberships and make a payment by click the "Buyit" button.

Appointment Plan Checkout

[Home](#) / [Dashboard](#) / [Appointment Plans](#) / Appointment Plan Checkout

Student Name	Appointment Plan	Duration	Price
[blurred]	30 Lessons	2 Months	\$101

Payment Method:

-- select --
-- select --
PayPal
Wechat Pay
Alipay
Stripe

We accept payment made by Palpay.Wechat Pay, Alipay and Stripe.
After the payment is done, the lesson points will be added to your account.

5. Zoom lesson

You can get access to Zoom lesson in the My Appointments page.

ID: Appointment Date: Teacher Name:


Appointment ID	Teacher Name	Date	Time	Lesson Contents	Order Number	Lesson Type	Status	Actions
JBC [blurred]	[blurred] (language is Japanese)	2020 [blurred]	[blurred]	[blurred]	[blurred]	Transferred lesson	Verified	[Change] [Cancel] <input type="button" value="Join Lesson"/>

Results: 1 - 1 of 1

By clicking the Join lesson button you can join the Zoom lesson.
For more information of Zoom please visit <https://www.zoom.us/download>


6. Change or cancel appointment

You can always change or cancel your appointment more than 2 hours before the lesson starts. Visit my appointments page to change or cancel appointment.

Appointment ID	Teacher Name	Date	Time	Lesson Contents	Order Number	Lesson Type	Status	Actions
JBC [redacted]	[redacted] (Native language is Japanese)	2020-[redacted]	21:00	Else		Transferred lesson	Verified	[Change] [Cancel] 

For change the lesson you can click the Change button.

Home / tane / Book Appointment





Username [redacted]
Gender Female
Degree --
Specialty Native language is Japanese

◀ Thursday 2020 Friday 2020 Saturday 2020 Sunday 2020 Monday 2020 Tuesday 2020 Wednesday 2020 ▶

00:00	00:00	00:00	00:00	00:00	00:00	00:00
00:30	00:30	00:30	00:30	00:30	00:30	00:30
01:00	01:00	01:00	01:00	01:00	01:00	01:00
01:30	01:30	01:30	01:30	01:30	01:30	01:30
02:00	02:00	02:00	02:00	02:00	02:00	02:00
02:30	02:30	02:30	02:30	02:30	02:30	02:30
03:00	03:00	03:00	03:00	03:00	03:00	03:00
03:30	03:30	03:30	03:30	03:30	03:30	03:30
04:00	04:00	04:00	04:00	04:00	04:00	04:00
04:30	04:30	04:30	04:30	04:30	04:30	04:30

A schedule sheet of your selected teacher will show.

Click the time block to change the time of you appointment.

Appointment ID	Teacher Name	Date	Time	Lesson Contents	Order Number	Lesson Type	Status	Actions
JBGM...	 (Native language is Japanese)	2020-...	...	Else		Transferred lesson	Verified [Change] [Cancel]	 Join Lesson

For cancel your appointment, click the Cancel button and your appointment point will return to your account.

7. Need help?

You can contact us by using the contact us page or sending an email to admin@flatja.com.